





# PRODUCT INFORMATION

<b>PART #</b>	<b>BH-341-1A</b>	<b>Revision: 1-2014</b>
	<b>4 AA Batteries Holder</b>	
<b>ISO 9001</b>		

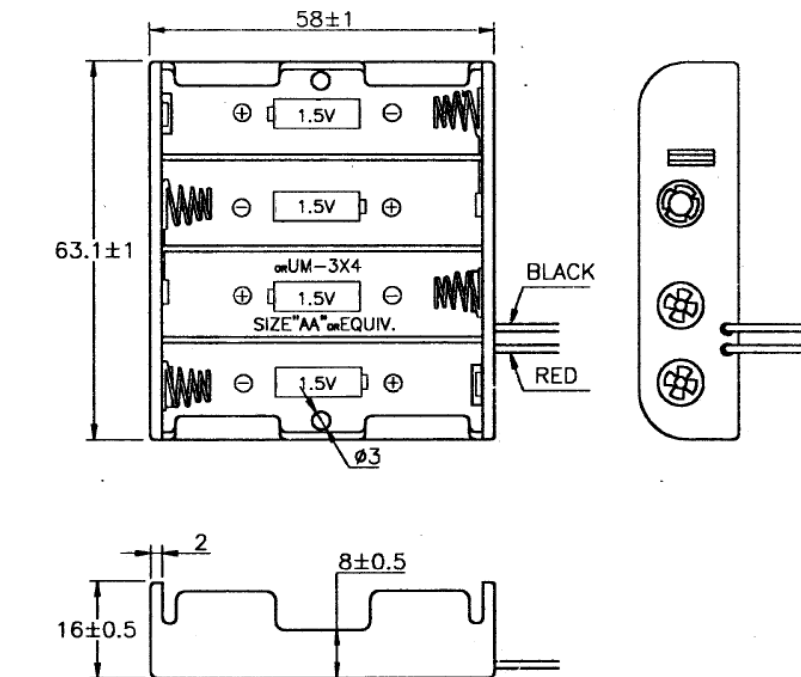
## SPECIFICATIONS

<b>Battery (Cell) Type</b>	<b>AA</b>		<b>Number of Cells</b>	<b>4</b>	
<b>Cell Configuration</b>	<b>Series Connection</b>		<b>Output Voltage</b>	<b>6 Vdc</b>	
<b>Operating Temperature</b>	<b>-20°C to + 65°C</b>		<b>Storage Temperature</b>	<b>-30°C to +85°C</b>	
<b>Material</b>	<b>Case</b>	<b>Plastic, PP Resin, Black</b>		<b>Washer</b>	
	<b>Contact</b>				
	<b>Termination</b>	<b>Wire Leads, 26 AWG, UL 1007, Stranded, 150 ± 5 mm, Stripped and Tinned 5 ± 1 mm</b>			
<b>Physical Dimensions</b>	<b>Length (L)</b>	<b>63.1 mm</b>	<b>Width (W)</b>	<b>58.0 mm</b>	<b>Height (H)</b> <b>16.0 mm</b>
<b>Approximate Weight</b>	<b>grams</b>		<b>Compliance</b>	<b>RoHS</b>	
<b>Options</b>					

## RELIABILITY

<b>Insulation Test</b>	A minimum of 10 MΩ, measured with 100 Vdc Insulation Resistance Meter, between the Electrical Terminals and the Case
<b>Vibration Test</b>	2 Hours of at 1.5 mm with 10 to 55 Hz. vibration frequency to each of 3 perpendicular directions
<b>Termination Strength</b>	Maximum of 9.8 N (1.0 Kg) load pull test, applied to each terminal in axial direction for 10 seconds
<b>Drop Test</b>	Dropped naturally from 750 mm height onto the surface of 40 mm wooden board, 3 axes (X,Y,Z) directions, 3 times (6 times total)
<b>Warranty</b>	For a period of one (1) year from date of shipping under normal operations conditions

## DIMENSIONS



Revision	Description	By	Date
1-2014	Changed length from 64mm to 63.1 mm	Walter Sargent	4/14/2014

The information contained herein is believed to be correct, but no guarantee or warranty, express or implied, with respect to accuracy, completeness or results is extended and no liability is assumed. Challenge Electronics reserves the right to make changes in any specification, data or material contained herein.

Copyright © 2014 Challenge Electronics