

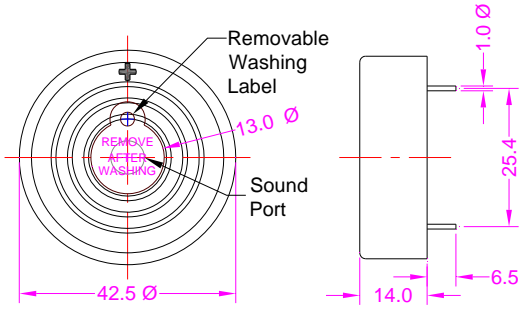
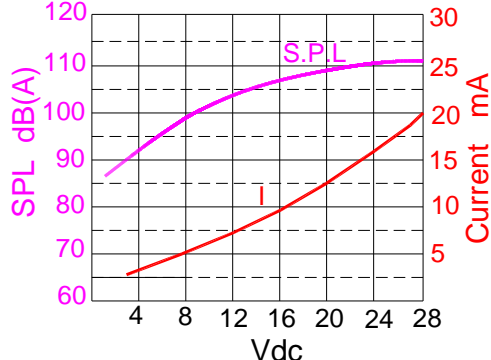


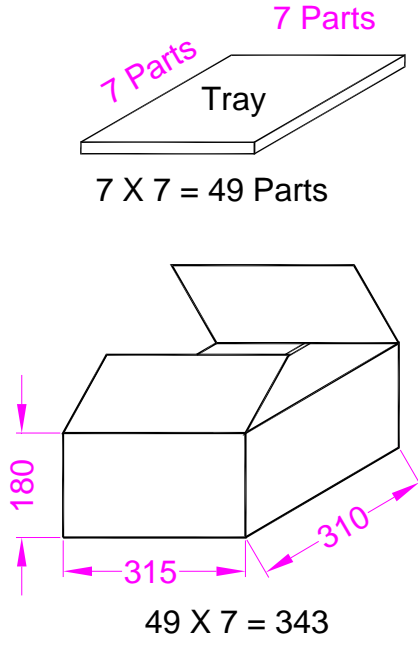
# PRODUCT INFORMATION

<b>PART #</b>	<b>CEPB425A140-328C28P25LR</b>					<b>Revision: 0-2012</b>
	<b>PIEZOELECTRIC BUZZER</b>					
<b>DESCRIPTION</b>					<b>FEATURES</b>	
<p><b>Challenge Electronics Piezoelectric Buzzer, 42.5 mm Diameter, A style case (Round, Top Sound Port), 14.0 mm High, 3-28 Vdc, Continuous Tone Medium Loud, 2,800 Hz Resonant Frequency, Minimum Sound Pressure Level at 100 dB(A) at 10 cm and Nominal Voltage, PC Pins 25.4 mm apart, Termination, Removable washing Label, RoHS Compliant</b></p>					<ul style="list-style-type: none"> <li>● <b>RoHS Compliant</b></li> <li>● <b>ISO 9001 Certified</b></li> </ul>	
<b>SPECIFICATIONS</b>						
<b>Alarm Type</b>	<b>Medium Loud, Continuous Tone</b>			<b>Pulse Rate</b>		
<b>Operating Voltage</b>	<b>3 – 28 Vdc</b>	<b>Nominal Voltage</b>	<b>12 Vdc</b>	<b>Resonant Frequency</b>	<b>2,800 ± 500 Hz.</b>	
<b>Sound Pressure Level</b>	<b>Minimum 100 dB(A), at: Nominal Voltage, 10 cm, 25°C</b>					
<b>Operating Current</b>	<b>8 mA at Nominal Voltage</b>					
<b>Operating Temperature</b>	<b>-30°C to + 85°C</b>			<b>Storage Temperature</b>	<b>-40 °C + 95°C</b>	
<b>Material</b>	<b>Housing</b>	<b>Plastic, Noryle™ or equal , Black</b>			<b>Sound Port Opening</b>	<b>Top</b>
	<b>Diaphragm</b>	<b>Brass</b>			<b>Encapsulation</b>	
	<b>Termination</b>	<b>Two PC Pins, 0.040" (1.0 mm) Diameter, Copper, Electro-Tin Plated</b>				
<b>Physical Dimensions</b>	<b>Length/ Diameter (L /D)</b>	<b>42.5 mm Ø</b>	<b>Width (W)</b>		<b>Height (H)</b> <b>14.0 mm</b>	<b>Pin Spacing</b> <b>25.4 mm</b>
<b>Approximate Weight</b>	<b>12 grams</b>	<b>Removable Washing Label</b>	<b>Yes</b>	<b>Compliance</b>	<b>RoHS</b>	
<b>Options</b>						
<b>RELIABILITY</b>						
<b>Thermal Operating Temperature Test</b>	<b>96 hours</b> continuous operation <b>at Rated Voltage</b> , at <b>Maximum Rated Operating Temperature</b> *					
	<b>96 hours</b> continuous operation <b>at Rated Voltage</b> , at <b>Minimum Rated Operating Temperature</b> *					
<b>Thermal Storage Temperature Test</b>	<b>96 hours</b> storage at <b>Maximum Rated Storage Temperatures</b> *					
	<b>96 hours</b> storage at <b>Minimum Rated Storage Temperatures</b> *					
<b>Thermal Shock Test</b>	<p><b>5 cycles of Minimum and Maximum Operating Temperature</b>,          Each cycle shall be set per diagram and is 3 hours long *</p>					
<b>Humidity Test</b>	<b>120 Hours</b> at +60°C±2°C. 90-95% RH *					
<b>Insulation Test</b>	A minimum of 10 MΩ, measured with 100 Vdc Insulation Resistance Meter, between the Electrical Terminals and the Transducer Case					
<b>Vibration Test</b>	<b>2 Hours</b> of at 0.75 mm with 10 to 55 Hz. vibration frequency to each of 3 perpendicular directions *					
<b>Termination Strength</b>	Maximum of 9.8 N (1.0 Kg) load pull test, applied to each terminal in axial direction for <b>10 seconds</b>					
<b>Drop Test</b>	Dropped naturally from 750 mm height onto the surface of 40 mm wooden board, 3 axes (X,Y,Z) directions, 3 times (9 times total) *					
<b>Solderability</b>	Terminal leads are immersed in rosin for 5 seconds and then immersed in solder-bath of +270°C for 3±1 seconds					
<b>Soldering Heat Resistance</b>	Terminal leads are immersed, up to 1.5 mm from part case, in rosin for 5 seconds and then immersed in solder-bath of +350±5°C for 3±0.5 seconds or +260±5°C for 10±1 seconds					
<b>* Reliability Test Performance</b> <b>Parts should conform to original performance within ±3dB, after 3 hours of recovery period</b>						
<b>Life Test</b>	<b>Intermittent</b>	<b>1,000 hours</b> of a 1 minute on 4 minutes off cycle at room temperature and <b>maximum rated voltage</b>				
	<b>Continuous</b>	<b>250 hours</b> continuous operation at <b>maximum rated Voltage and maximum Operating Temperatures</b>				
<b>Warranty</b>	For a period of one (1) year from date of shipping under normal operations conditions This warranty does not apply to products damaged through misuse, abuse, improper installation, alteration, rework, or attempt to repair					

The information contained herein is believed to be correct, but no guarantee or warranty, express or implied, with respect to accuracy, completeness or results is extended and no liability is assumed.  
 Challenge Electronics reserves the right to make changes in any specification, data or material contained herein.



<p><b>DIMENSIONS</b> Units in: mm Tolerance: <math>\pm 0.5</math> mm</p>  <p>NOTE: Do not wash, part is not hermetically sealed</p>	<p><b>SPL and Current vs. Input Voltage Response</b></p> 
--	--

<b>PACKAGING</b>					
	<b>MARKING</b>		<b>TRAY</b>		
	<b>Bundle</b>		Dimensions	X1	cm
	Customer PN			Y1	cm
	Other PN if required			Z1	cm
	Quantity		Quantity		
	Lot and/or Date Code		<b>BUNDLE</b>		
	Bundle Number		Dimensions	X2	cm
	<b>Shipping Box</b>			Y2	cm
	Customer Part Number			Z2	cm
	Other PN (if required)		Quantity		
	Quantity		<b>SHIPPING BOX</b>		
	Lot and/or Date Code		Dimensions	X3	31.5 cm
	PO Number			Y3	31.0 cm
	Net Weight			Z3	18.0 cm
	Gross Weight		Number of Bundles		<b>1</b>
Box Number		Quantity		<b>343</b>	
of Number of Boxes		Approximate Weight		<b>4.5 kgs</b>	
<b>Made in China</b>					