
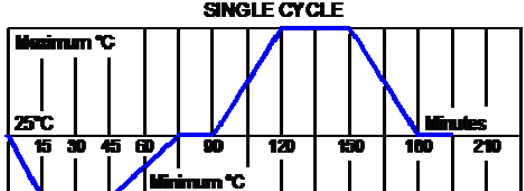




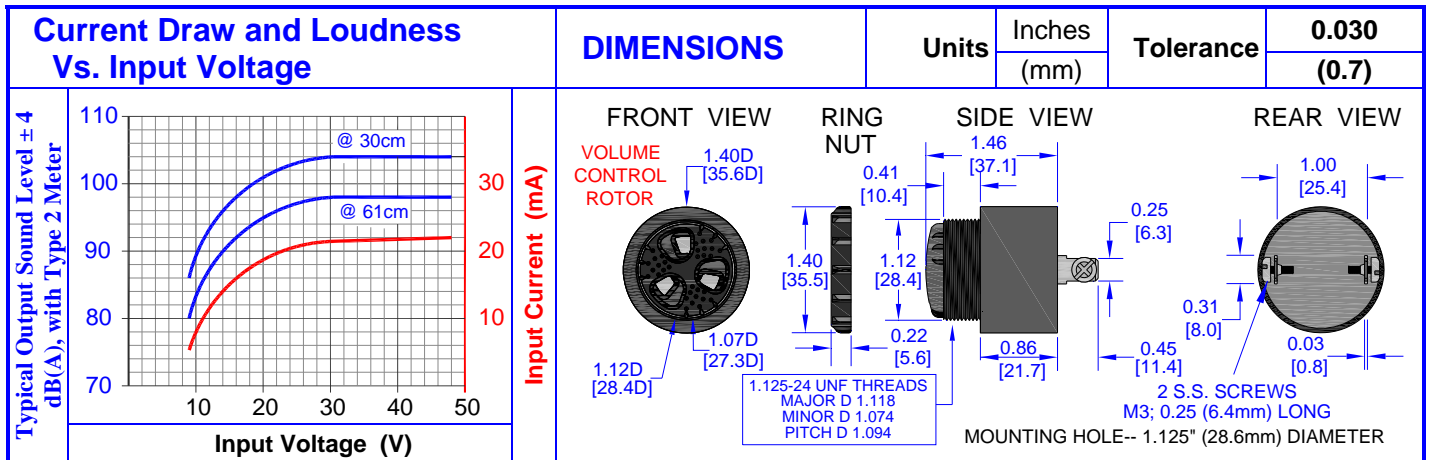
# PRODUCT INFORMATION

Part #: **CE-BM550AVSF**

Revision: 3-2012

DESCRIPTION		FEATURES						
<p><b>Challenge Electronics BEEPING Tone, MEDIUM Loud, 15 to 50 Vac/dc, A style case Rear Panel Mounting in 1.125" (28.6 mm) Hole, Sound Pressure Level of 98 dB(A) at 50 Vac at 61 cm, 2,900 Hz. Output Frequency, S two 0.25" (6.4 mm) Blades with M3 0.25" (6.4 mm) long Stainless Steel Screws termination, Fast Rate 3 pulses per second, Piezoelectric Alarm with a mechanical Volume Control, RoHS Compliant</b></p>		<ul style="list-style-type: none"> <li>◆ Reliable Solid State Piezoelectric Technology</li> <li>◆ Corrosion resistant Stainless Steel Diaphragm</li> <li>◆ Flame Retardant Plastic</li> <li>◆ Extended storage temperature</li> <li>◆ Hermetically Sealed Alarm</li> <li>◆ Water Proof, NEMA 3R, 4X, or 12 with Gasket (not supplied)</li> <li>◆ RoHS, Lead Free Compliance</li> <li>◆ ISO 9001 Certified</li> </ul>						
<b>SPECIFICATIONS</b>								
Operating Mode	Medium Loud, Fast Intermittent Tone					Pulse Rate	3 ± 10% Pulses per Second	
Operating Voltage	15 to 50 Vac/dc					Nominal Operating Voltage	36 and 48 Vac	
Operating Frequency	2,900 ± 250 Hz.							
Typical Loudness	At Minimum Voltage					90 ± 5 dB(A), at 15 Vac, 24 inches (61 cm), 25°C		
	At Maximum Voltage					98 ± 3 dB(A), at 50 Vac, 24 inches (61 cm), 25°C		
Volume Control	Maximum Sound Pressure Level can be restricted up to 20 dB from maximum output. (Note, The Volume Control Rotor may reduce maximum loudness) To install, simply, push the ROTOR onto the front of alarm until it snapped in place To attenuate sound, while alarm is turned on, rotate the ROTOR until maximum desired sound is achieved							
Typical Operating Current	At Minimum Voltage					15 mA at 15 Vac	At Maximum Voltage	25 mA at 50 Vac
Operating Temperature	-30°C to +65°C					Storage Temperature	-40°C to +105°C	
Surge Voltage	20% over maximum Operating Voltage for less than 5 minutes							
Materials	Alarm Case					Plastic, "A" Case, NORYL™, PX9406 or equal, flame retardant UL 94-V0, Black		
	Diaphragm					Stainless Steel 304		
	Encapsulation					Two parts epoxy resign or silicone potting, Black		
	Termination					Two, 0.25 (6.4 mm) Quick Connect Blades, 0.032Ø (0.8Ø mm) Wide, Brass, Electro-Tin plated With M3 0.25" (6.4 mm) long Stainless Steel Screws.		
Physical Dimensions	Length or Diameter (L /D)					1.46" (37.1 mm) Ø	Width (W)	Height (H) 1.46" (37.1 mm)
Approximate Weight	39 grams	Removable Washing Label	No	Compliance RoHS				
Available Options								
<b>RELIABILITY</b>								
Thermal Operating Temperature Test	240 hours continuous operation at Rated Power, at Maximum Rated Operating Temperature *							
Thermal Storage Temperature Test	240 hours continuous operation at Rated Power, at Minimum Rated Operating Temperature *							
Thermal Shock Test	96 hours storage at Maximum Rated Storage Temperatures *							
	96 hours storage at Minimum Rated Storage Temperatures *							
Thermal Shock Test	5 cycles of Minimum and Maximum Operating Temperature Each cycle shall be set per diagram below and is 3 hours long *							
Humidity Test	120 Hours at +60°C±2°C. 90-95% RH *							
Salt Spray	Withstand exposure to salt spray per ASTM B117 for a period of 300 hours *							
Water & Dust Exposure	Withstands water submergence and dust exposure per IP-68 *							
Vibration Test	2 Hours at 1.5 mm with 10 to 55 Hz. of vibration frequency to each of 3 perpendicular direction *							
Drop Test	Dropped naturally from 1 meter height onto the surface of 10mm wooden board, 2 directions upper and side of the part are applied *							
Termination Strength	Maximum of 15 pounds (6.8 Kg) load pull test and of 4 lb. per inch driving torque on screw							
* Reliability Test Performance	Parts should conform to original performance within ±3dB, after 3 hours of recovery and dry period							
Life Test	Intermittent	1,000 hours of a 1 minute on 4 minutes off cycle at room temperature and maximum rated voltage						
	Continuous	250 hours continuous operation at maximum rated Voltage and maximum Operating Temperatures						
Warranty	For a period of one (1) year from date of shipping under normal operations conditions This warranty does not apply to products damaged through misuse, abuse, improper installation, alteration, rework, or attempt to repair							

The information contained herein is believed to be correct, but no guarantee or warranty, express or implied, with respect to accuracy, completeness or results is extended and no liability is assumed.  
Challenge Electronics reserves the right to make changes in any specification, data or material contained herein.



### PACKAGING

**ONE TRAY:**

**TWO BUNDLE:**

**ONE BUNDLE:**

**SHIPPING BOX:**

**TOP COVER:**

MODEL	
QTY	PCS
N.W	KG
G.W	KG
SIZE	
LOT NO	

MARKING	TRAY	
Bundle	Dimensions	X1 34.7 cm
Customer PN		Y1 34.7 cm
Other PN if required		Z1 21.2 cm
Quantity	Quantity	42
Lot and/or Date Code	BUNDLE	
Bundle Number	Dimensions	X2 cm
Shipping Box		Y2 cm
Customer Part Number		Z2 cm
Other PN (if required)	Quantity	
Quantity	SHIPPING BOX	
Lot and/or Date Code	Dimensions	X3 35 cm
PO Number		Y3 35 cm
Net Weight		Z3 22.5 cm
Gross Weighjt	Number of Bundles	1
Box Number	Quantity	250
of Number of Boxes	Approximate Weight	9 Kg.
Made in China		

The information contained herein is believed to be correct, but no guarantee or warranty, express or implied, with respect to accuracy, completeness or results is extended and no liability is assumed.  
 Challenge Electronics reserves the right to make changes in any specification, data or material contained herein.