


INDICATORS • SPEAKERS • SOUND TRANSDUCERS • ENCLOSURES • MICROPHONES • BATTERY ACCESSORIES

CT09P-20S210-1

Former P/N: CEPT090L018-120-21MHR

 Rev. 3-2019
 RoHS3 & REACH
 Piezoelectric Sound Transducers


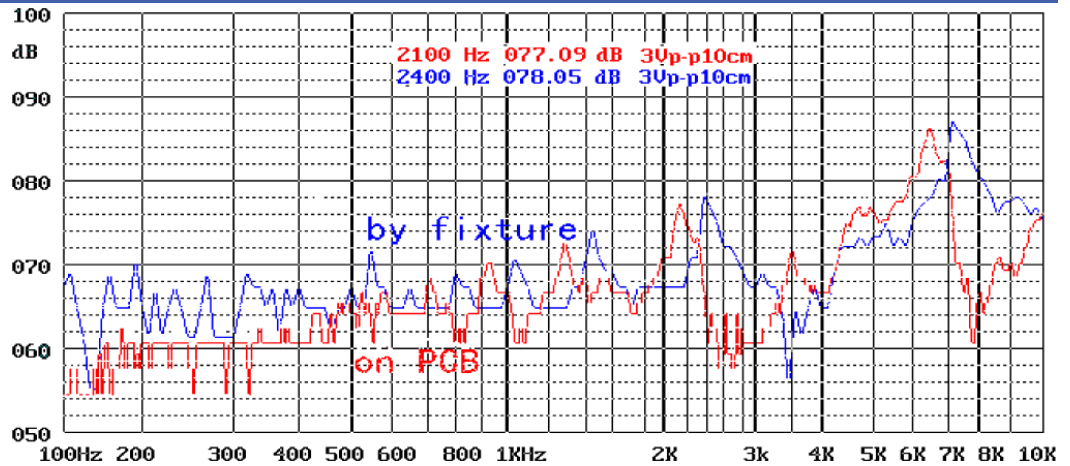
Operating Characteristics

ELECTRICAL

Rated Voltage	3 Vp-p
Max Operating Voltage	20 Vp-p
Max Current at V Rated	1 mA
Capacitance	15000 pF ± 30 % 100 Hz

ACOUSTIC

Min SPL at V Rated	73 dB
Test Conditions	10 cm
f_0	2100 ± 500 Hz



Physical Characteristics

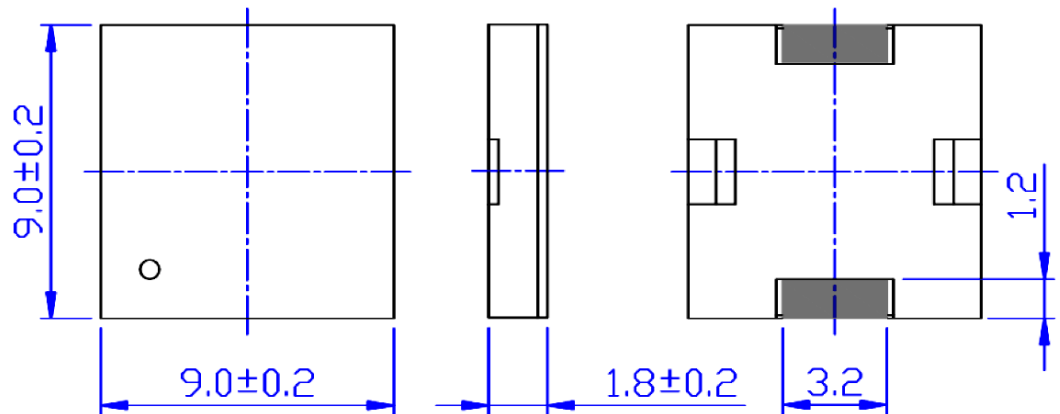
MATERIALS

Housing	Plastic
Diaphragm	Ni Alloy Disc N50
Solder Pad	Tin Plated Brass

TEMPERATURE RANGES

Operating	-40 to +105 °C
Storage	-40 to +120 °C

Weight	0.8 g
--------	-------



Revision	Description	By	Date
2-2018	Updated Reel and Carton Quantities		2014-12-15
3-2019	Migrate to new format	JL	2019-06-21

Warranty: For a period of one (1) year from date of shipping under normal operations conditions This warranty does not apply to products damaged through misuse, abuse, improper installation, alteration, rework, or attempt to repair.

The information contained herein is believed to be correct, but no guarantee or warranty, express or implied, with respect to accuracy, completeness or results is extended and no liability is assumed. Challenge Electronics reserves the right to make changes in any specification, data or material contained herein.

©2019 Challenge Electronics, Inc. 20190826155407