


INDICATORS • SPEAKERS • SOUND TRANSDUCERS • ENCLOSURES • MICROPHONES • BATTERY ACCESSORIES

CT08E-06S270-2

Former P/N: CEET085L030-30-406-27MHR

Rev. 2-2019
RoHS3 & REACH
Electromagnetic Sound Transducers



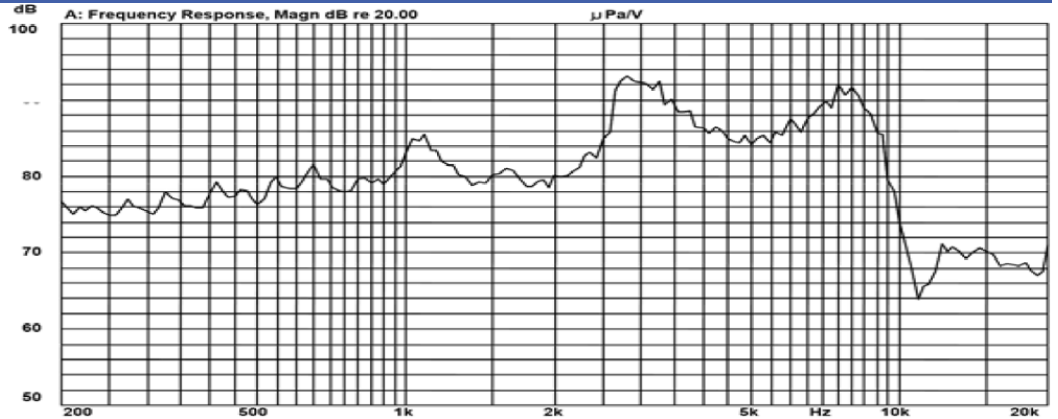
Operating Characteristics

ELECTRICAL

| | |
|------------------------|-------------|
| Rated Voltage | 5 Vo-p |
| Operating Voltage | 4 to 6 Vo-p |
| Coil Resistance | 30 ± 3 Ω |
| Max Current at V Rated | 60 mA |

ACOUSTIC

| | |
|--------------------|---------------|
| Min SPL at V Rated | 85 dB |
| Test Conditions | 10 cm |
| f _o | 2700 ± 100 Hz |



Physical Characteristics

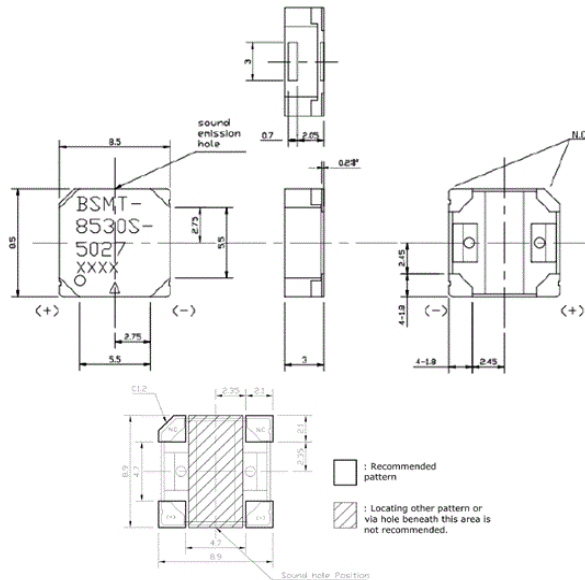
MATERIAL

| | |
|------------|------------------|
| Housing | Nylon |
| Diaphragm | Ni Alloy Disc |
| Solder Pad | Tin Plated Brass |

TEMPERATURE RANGES

| | |
|-----------|---------------|
| Operating | -40 to +90 °C |
| Storage | -40 to +90 °C |

Weight 0.45 g



RECOMMENDED LAND PATTERN

| Revision | Description | By | Date |
|----------|---|----|------------|
| 1-2018 | Updated termination from gold-plated brass to tin-plated brass and unit weight from 0.4 g to 0.45 g. Changed coil impedance 30 ± 5 Ω to coil DC resistance 30 ± 3 Ω. Updated general dim. tol. from ± 2 mm to ± 3 mm. | JL | 2018-02-21 |
| 2-2019 | Migrate to new format | JL | 2019-06-21 |

Warranty: For a period of one (1) year from date of shipping under normal operations conditions This warranty does not apply to products damaged through misuse, abuse, improper installation, alteration, rework, or attempt to repair.

The information contained herein is believed to be correct, but no guarantee or warranty, express or implied, with respect to accuracy, completeness or results is extended and no liability is assumed. Challenge Electronics reserves the right to make changes in any specification, data or material contained herein.