


INDICATORS • SPEAKERS • SOUND TRANSDUCERS • ENCLOSURES • MICROPHONES • BATTERY ACCESSORIES

CT09E-05W267-1

Former P/N: CET090B040-15-205-26W60HR / CET090B040-15WHR

Rev. 3-2020
RoHS3 & REACH
Electromagnetic Sound Transducers



Operating Characteristics

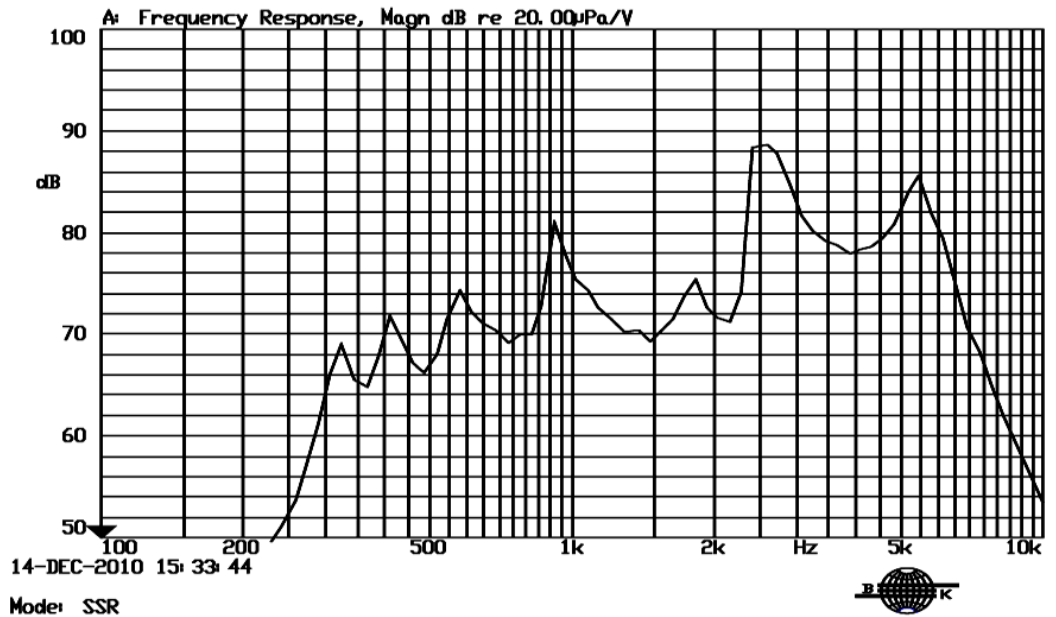
ELECTRICAL

Rated Voltage	3.6 Vo-p
Operating Voltage	2.0 to 5.0 Vo-p
Coil Resistance	15 ± 2 Ω
Max Current at V Rated	200 mA

ACOUSTIC

Min SPL at V Rated	85 dB
Test Conditions	10 cm
f _o	2670 ± 300 Hz

X: 100.00Hz Y: 37.54dB Z: Live Curve SSR T. Ho.



Physical Characteristics

MATERIAL

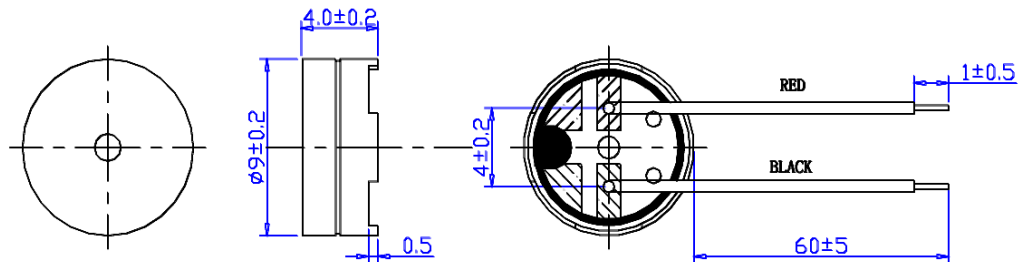
Housing	Plastic, Noryl, Black
Diaphragm	Ni-alloy
Wire	UL 1571, 32 AWG

TEMPERATURE RANGES

Operating	-30 to +70 °C
Storage	-40 to +85 °C

Weight	1 g
--------	-----

Tolerance: ± 0.5mm unless specified otherwise.



All Measurements are mm unless noted otherwise.

Revision	Description	By	Date
2-2019	Migrate to new format	JL	2019-06-21
3-2020	Added abbreviated former PN. Added general tolerance.	JL	2020-11-03

Warranty: For a period of one (1) year from date of shipping under normal operations conditions This warranty does not apply to products damaged through misuse, abuse, improper installation, alteration, rework, or attempt to repair.

The information contained herein is believed to be correct, but no guarantee or warranty, express or implied, with respect to accuracy, completeness or results is extended and no liability is assumed. Challenge Electronics reserves the right to make changes in any specification, data or material contained herein.