


INDICATORS • SPEAKERS • SOUND TRANSDUCERS • ENCLOSURES • MICROPHONES • BATTERY ACCESSORIES

## CT10E-04S283-3

Former P/N: CET100L035-18-204-28MHR / CET100L035-18-MHR

Rev. 3-2020  
RoHS3 & REACH  
Electromagnetic Sound Transducers



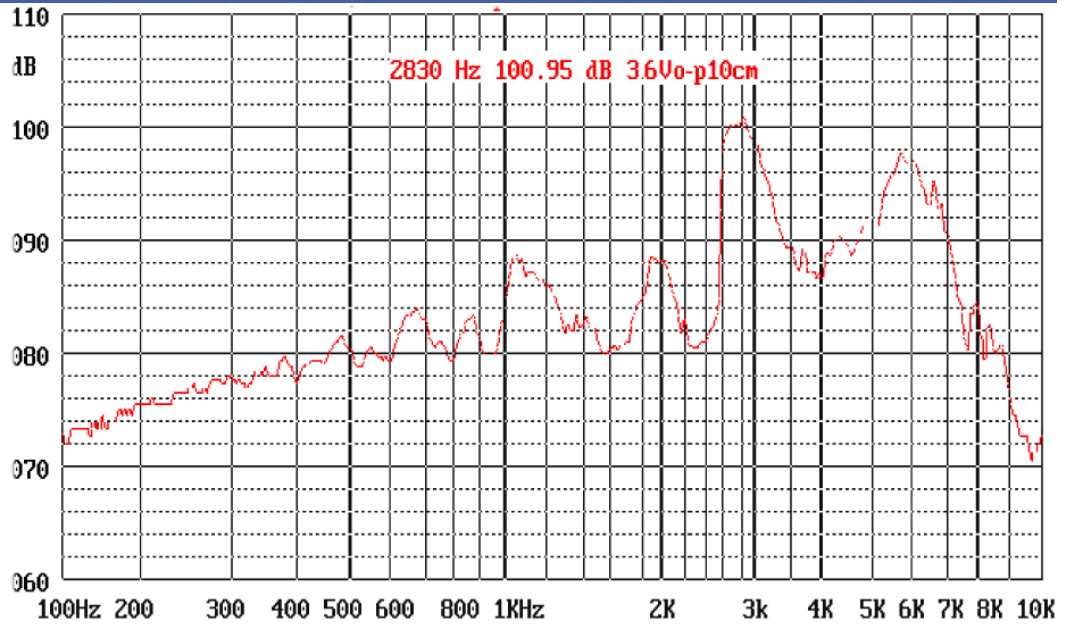
### Operating Characteristics

#### ELECTRICAL

Rated Voltage	3.6 Vo-p
Operating Voltage	2.0 to 4.0 Vo-p
Coil Resistance	18 ± 3 Ω
Max Current at V Rated	200 mA

#### ACOUSTIC

Min SPL at V Rated	93 dB
Test Conditions	10 cm
f <sub>o</sub>	2830 Hz ± 15 %



### Physical Characteristics

#### MATERIAL

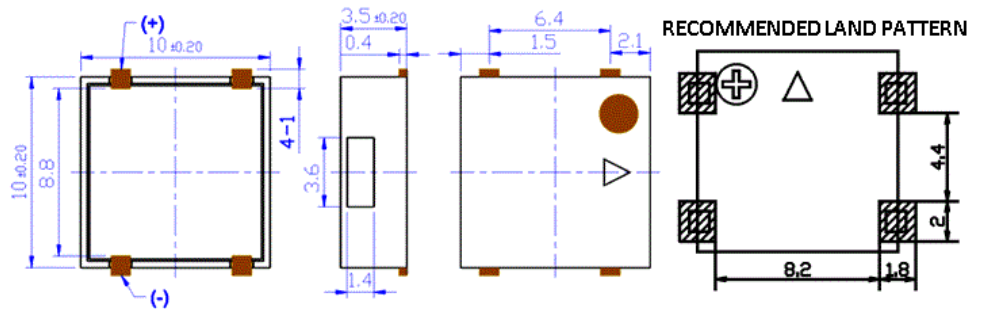
Housing	Plastic, LCP Vectra E130i
Diaphragm	Ni Alloy Disc N50
Solder Pad	Tin Plated Brass

#### TEMPERATURE RANGES

Operating	-30 to +85 °C
Storage	-40 to +90 °C

Weight 0.6 g

Tolerance: ± 0.5mm unless specified otherwise.



All Measurements are mm unless noted otherwise.

Revision	Description	By	Date
2-2019	Migrate to new format.	JL	2019-06-21
3-2020	Added abbreviated former PN. Added general tolerance.	JL	2020-11-04

Warranty: For a period of one (1) year from date of shipping under normal operations conditions This warranty does not apply to products damaged through misuse, abuse, improper installation, alteration, rework, or attempt to repair.

The information contained herein is believed to be correct, but no guarantee or warranty, express or implied, with respect to accuracy, completeness or results is extended and no liability is assumed. Challenge Electronics reserves the right to make changes in any specification, data or material contained herein.

©2020 Challenge Electronics, Inc. Pub. 20201104134254