


INDICATORS • SPEAKERS • SOUND TRANSDUCERS • ENCLOSURES • MICROPHONES • BATTERY ACCESSORIES

## CT14E-07W250-1

Former P/N: UAF-1405WLC-4

Rev. 2-2019  
RoHS3 & REACH  
Electromagnetic Sound Transducers



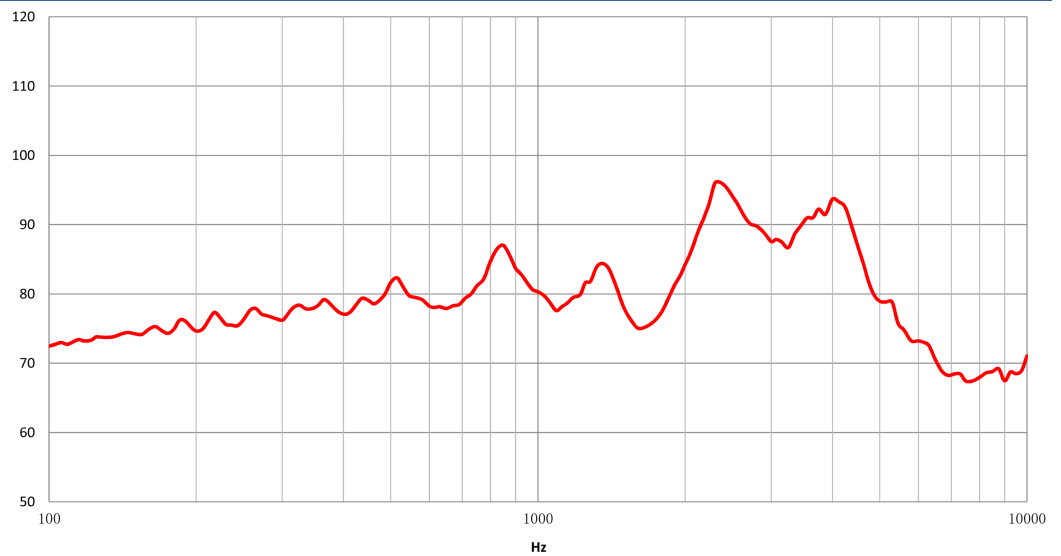
### Operating Characteristics

#### ELECTRICAL

Rated Voltage	5 Vo-p
Operating Voltage	3 to 7 Vo-p
Coil Resistance	16 ± 4 Ω
Max Current at V Rated	75 mA

#### ACOUSTIC

Min SPL at V Rated	90 dB
Test Conditions	10 cm
$f_o$	2500 ± 200 Hz



### Physical Characteristics

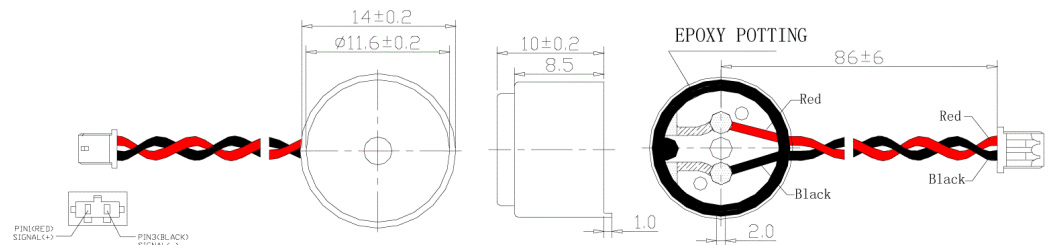
#### MATERIAL

Housing	Copper
Diaphragm	Iron
Wire	UL 1571, 26 AWG
Connector	Molex 51021-0200

#### TEMPERATURE RANGES

Operating	-30 to +85 °C
Storage	-40 to +85 °C

Weight	5 g
--------	-----



Revision	Description	By	Date
1-2018	Initial Specification Sheet	JL	2018-09-04
2-2019	Migrate to new format.	CF	2019-06-24

Warranty: For a period of one (1) year from date of shipping under normal operations conditions This warranty does not apply to products damaged through misuse, abuse, improper installation, alteration, rework, or attempt to repair.

The information contained herein is believed to be correct, but no guarantee or warranty, express or implied, with respect to accuracy, completeness or results is extended and no liability is assumed. Challenge Electronics reserves the right to make changes in any specification, data or material contained herein.