

## CS27-01P60-02-1X

Rev. 1-2026  
RoHS3 & REACH  
IPX7 Front Face  
Mobile Speakers



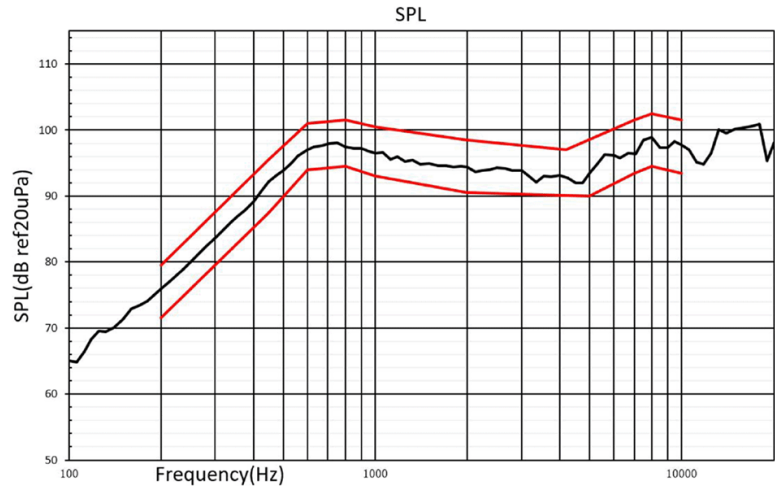
### Operating Characteristics: 2.5cc Sealed Enclosure

#### ELECTRICAL

Rated Power	1 W
Short Term Max Power	1.5 W
Impedance	8 Ω ± 15 % 2,000 Hz; 1 W

#### ACOUSTIC

$f_0$	600 ± 50 Hz 1 W
Freq. Range	200 to 20,000 Hz
Rated SPL	94 ± 3 dB 2000 Hz; AVG; 1 W; 10 cm
Distortion	See Page 2



### Physical Characteristics

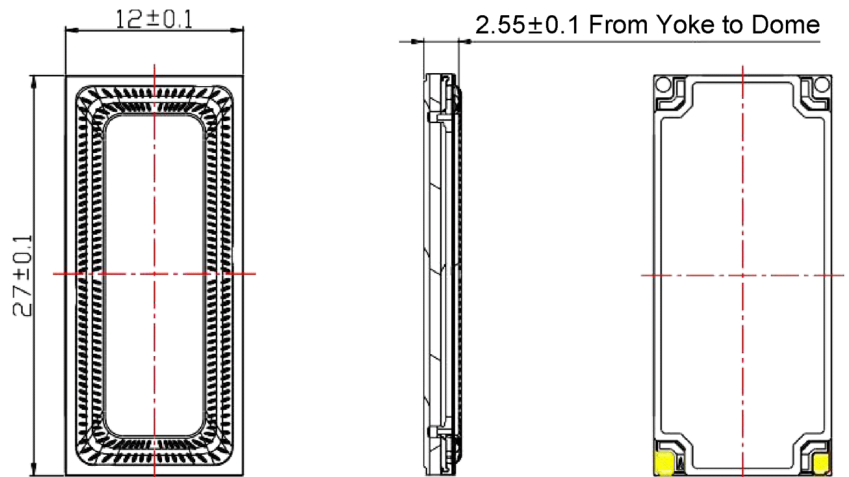
#### MATERIALS

Housing	PPA
Cone	TPEE
Magnet	NdFeB
Solder Pads	Tin Plated Stainless Steel

#### TEMPERATURE RANGES

Operating	-20 to +60 °C
Storage	-40 to +85 °C

Weight 3.12 g



General tolerance = ±0.2 mm and all measurements in mm unless otherwise noted.

Revision	Description	By	Date
0-2023	Original Specification.	SK	2023-11-27
1-2026	Updated the Resonant Frequency from 600±80Hz to 600±50Hz. Updated the weight from 3.1g to 3.12g. Updated the Distortion graph. Updated to include TS Parameters and XMAX value.	KG	2026-04-24

Warranty: For a period of one (1) year from date of shipping under normal operations conditions. This warranty does not apply to products damaged through misuse, abuse, improper installation, alteration, rework, or attempt to repair.

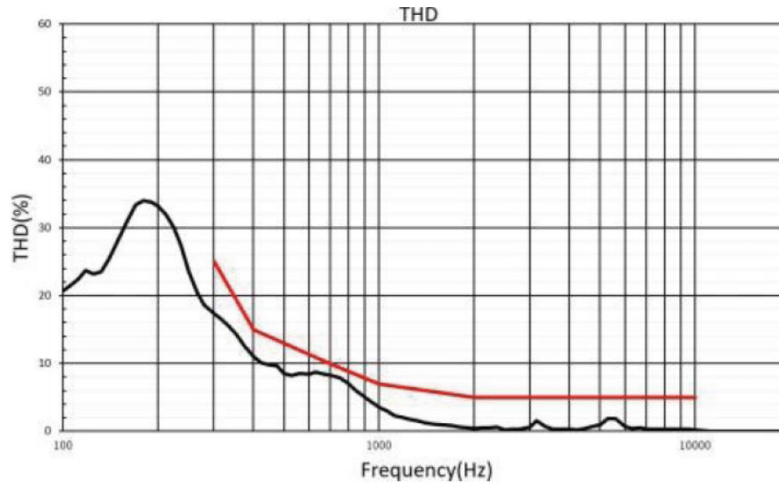
The information contained herein is believed to be correct, but no guarantee or warranty, express or implied, with respect to accuracy, completeness or results is extended and no liability is assumed. Challenge Electronics reserves the right to make changes in any specification, data or material contained herein.

## CS27-01P60-02-1X

Rev. 1-2026  
RoHS3 & REACH  
IPX7 Front Face  
Mobile Speakers



### Distortion (THD)



Fr(Hz)	300	400	700	1000	2000	10000
Limit-up	25	15	10	7	5	5

### Thiele Small Parameters

Electrical Parameters	Value	Unit	Description
<i>Re</i>	6.35	Ohm	electrical voice coil resistance at DC
<i>Le</i>	0.036	mH	frequency independent part of voice coil inductance
<i>L2</i>	0.016	mH	para-inductance of voice coil
<i>R2</i>	0.91	Ohm	electrical resistance due to eddy current losses
<i>Cmes</i>	197.21	μF	electrical capacitance representing moving mass
<i>Lces</i>	0.29	mH	electrical inductance representing driver compliance
<i>fs</i>	602.2	Hz	driver resonance frequency
Mechanical Parameters	Value	Unit	Description
<i>Mms</i>	0.196	g	mechanical mass of driver diaphragm assembly including air load and voice coil
<i>Mmd (Sd)</i>	0.19	g	mechanical mass of voice coil and diaphragm without air load
<i>Rms</i>	0.129	kg/s	mechanical resistance of total-driver losses
<i>Cms</i>	0.351	mm/N	mechanical compliance of driver suspension
<i>Kms</i>	2.85	N/mm	mechanical stiffness of driver suspension
<i>Bl</i>	1.131	N/A	force factor (Bl product)
<i>Lambda s</i>	0.129	N/A	suspension creep factor
Loss Factors	Value	Unit	Description
<i>Qtp</i>	2.567	N/A	total Q-factor considering all losses
<i>Qms</i>	5.781	N/A	mechanical Q-factor of driver in free air considering Rms only
<i>Qes</i>	4.612	N/A	electrical Q-factor of driver in free air considering Re only
<i>Qts</i>	2.565	N/A	total Q-factor considering Re and Rms only
Other Parameters	Value	Unit	Description
<i>Vas</i>	0.004	l	equivalent air volume of suspension
<i>n0</i>	0.011	%	reference efficiency (2 pi-radiation using Re)
<i>Lm</i>	72.64	dB	characteristic sound pressure level (SPL at 1m for 1W @ Re)
<i>Lnom</i>	73.64	dB	nominal sensitivity (SPL at 1m for 1W @ Zn)
<i>rmse Z</i>	1.8	%	root-mean-square fitting error of driver impedance Z(f)
<i>rmse Hx</i>	6.15	%	root-mean-square fitting error of transfer function Hx (f)
<i>Series resistor</i>	0	Ohm	resistance of series resistor
<i>Sd</i>	2.14	cm2	diaphragm area
<i>XMAX</i>	0.4	mm	maximum one-way linear excursion of a speaker cone before distortion increases

Revision	Description	By	Date
0-2023	Original Specification.	SK	2023-11-27
1-2026	Updated the Resonant Frequency from 600±80Hz to 600±50Hz. Updated the weight from 3.1g to 3.12g. Updated the Distortion graph. Updated to include TS Parameters and XMAX value.	KG	2026-04-24

Warranty: For a period of one (1) year from date of shipping under normal operations conditions. This warranty does not apply to products damaged through misuse, abuse, improper installation, alteration, rework, or attempt to repair.

The information contained herein is believed to be correct, but no guarantee or warranty, express or implied, with respect to accuracy, completeness or results is extended and no liability is assumed. Challenge Electronics reserves the right to make changes in any specification, data or material contained herein.